

**EVALUATION REPORT**

**FLORIDA BUILDING CODE 6<sup>TH</sup> EDITION (2017)**

**Manufacturer:** L.V. THOMPSON, INC.  
dba Thompson Architectural Metals Company (TAMCO)  
5015 E. Hillsborough Ave  
Tampa, FL 33610  
(813) 248-3456  
<http://www.tamcometalroof.com>

Issued April 3, 2020

TM-121B  
FL 16667.2

**Manufacturing:** Tampa, FL

**Quality Assurance:** PRI Construction Materials Technologies (QUA9110)

**SCOPE**

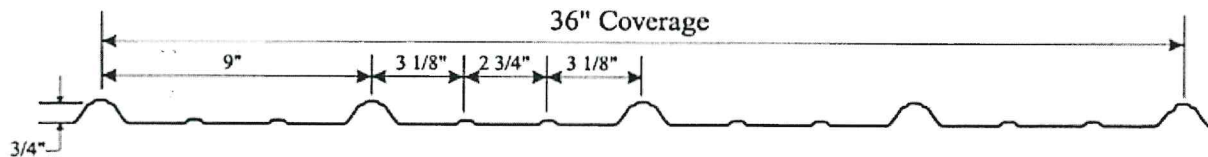
**Category:** Roofing  
**Subcategory:** Metal Roofing  
**Code Sections:** 1504.3  
**Properties:** Wind Resistance

**REFERENCES**

Entity	Report No.	Standard	Year
Hurricane Test Laboratory, LLC (TST1527)	0297-0322-03	UL 580	2006
		UL 1897	2012

**PRODUCT DESCRIPTION**

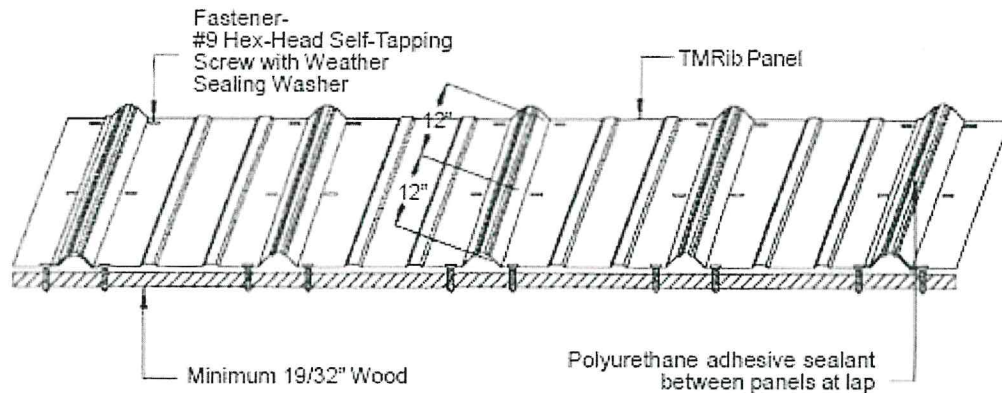
**Panel:** TM Rib  
**Description:** Preformed panel; 3/4-inch rib; Maximum 36-inch coverage; Non-structural application  
**Material:** Min. 29 ga. ASTM A792 AZ50 or ASTM A653 G-90 steel (F<sub>y</sub> = min. 40 ksi); Shall conform with FBC Section 1507.4.3



**TM Rib Panel Profile**

**APPROVED ASSEMBLIES**

<b>TM Rib-1:</b>	
Slope:	Shall be in accordance with FBC.
Roof Deck:	Minimum 19/32-inch APA span rated plywood sheathing or wood plank for new and existing roof deck. Deck shall be designed by others in accordance with FBC requirements.
Underlayment:	Installed in accordance with FBC requirements.
Attachment:	Nine (9) #9 x minimum 1.5" HWH wood screw with 0.5" O.D. weather sealing washer per panel shall be applied in a 5", 4", 5", 4", 5", 4", 5", 4" pattern across the panel width in rows spaced maximum 12-inch o.c. Apply a continuous 3/8-inch bead of 3M Scotch-Seal adhesive along the male rib before lapping panels. Fasteners shall penetrate the deck a minimum 3/16-inch and shall conform with FBC Sections 1507.4.4 and 1506.6.
Maximum Design Pressures:	<b>-101 psf</b> <i>Pressure calculated using 2:1 margin of safety per 1504.9</i>



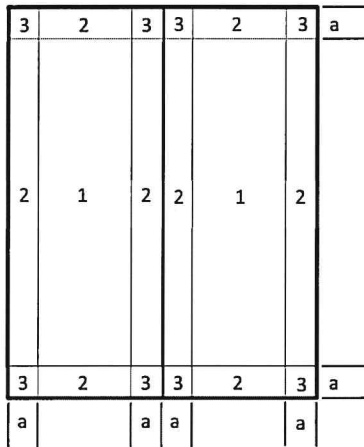
**Maximum Mean Roof Heights for Gable/Hip Roofs**  
Slopes 2:12 – 6.1:12 and >6.1 – 12:12 (Gable Roofs only)

Exposure	Basic Wind Speed (mph)								
	120	130	140	150	160	170	180	190	200
Zone 1									
B	60 ft	60 ft	60 ft	60 ft	60 ft	60 ft	60 ft	60 ft	60 ft
C	60 ft	60 ft	60 ft	60 ft	60 ft	60 ft	60 ft	60 ft	60 ft
D	60 ft	60 ft	60 ft	60 ft	60 ft	60 ft	60 ft	60 ft	60 ft
Zone 2									
B	60 ft	60 ft	60 ft	60 ft	60 ft	60 ft	60 ft	60 ft	60 ft
C	60 ft	60 ft	60 ft	60 ft	60 ft	60 ft	60 ft	60 ft	36 ft
D	60 ft	60 ft	60 ft	60 ft	60 ft	60 ft	60 ft	50 ft	27 ft
Zone 3 <sup>A</sup>									
B	60 ft	60 ft	60 ft	60 ft	60 ft	60 ft	60 ft	42 ft	NA
C	60 ft	60 ft	60 ft	60 ft	48 ft	27 ft	19 ft	NA	NA
D	60 ft	60 ft	60 ft	42 ft	20 ft	NA	NA	NA	NA

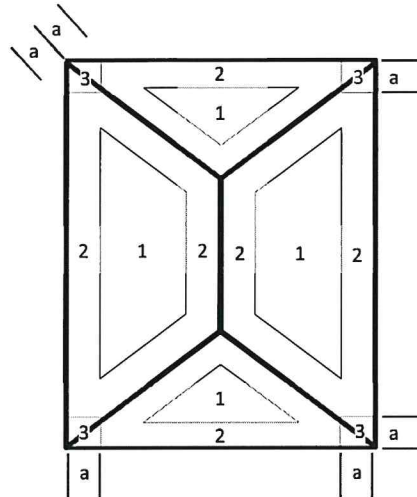
Notes: 1) Exposure category for the structure location shall be as defined in the Florida Building Code 2) Limitations are based on an effective wind area of 10ft<sup>2</sup> or less 3) Topographic factors such as escarpments or hills are not included in the above assessment 4) Applicable for Enclosed Buildings without overhangs 5) NA = "Not Allowed" 6)  $K_d = 0.85$  7) Projects with mean roof heights of greater than 60 ft shall be evaluated by a licensed design professional 8) See page 4 for details for dimensions and locales of Zone 1, 2, and 3 9)  $V_{ult}$  is shown in the tables above. Design wind loads are calculated using  $V_{asd} = V_{ult} \sqrt{0.6}$  per 1609.3.1.

<sup>A</sup>For hip roofs 2:12 to 5.6:12, Zone 3 shall be treated as Zone 2.

**Gable**



**Hip**



Dimension "a" shall be 10% of the least horizontal dimension or  $(0.4 \times \text{Mean Roof Height})$ , whichever is smaller, but not less than either 4% of the least horizontal dimension or 3ft.


**LIMITATIONS**

1. Fire classification is not within the scope of this evaluation.
2. This report is not for use in the HVHZ.
3. The roof deck and the roof deck attachment shall be designed by others to meet the minimum design loads established for components and cladding and in accordance with FBC requirements.
4. Reroofing shall be in accordance with FBC Section 1511.
5. Installation of the evaluated products shall comply with this report, the FBC and the manufacturer's published application instructions. Where discrepancies exist between these sources, the more restrictive and FBC compliant installation detail shall prevail.
6. All products listed in this report shall be manufactured under a quality assurance program in compliance with Rule 61G20-3.

**COMPLIANCE STATEMENT**

---

The products evaluated herein by Zachary R. Priest, P.E. have demonstrated compliance with the Florida Building Code, 6<sup>th</sup> Edition (2017) as evidenced in the referenced documents submitted by the named manufacturer.



Digitally signed by Zachary R. Priest

2020.04.03  
16:19:22  
-04'00'

Zachary R. Priest, P.E.  
Florida Registration No. 74021  
Organization No. ANE9641

**CERTIFICATION OF INDEPENDENCE**

---

CREEK Technical Services, LLC does not have, nor will it acquire, a financial interest in any company manufacturing or distributing products under this evaluation.

CREEK Technical Services, LLC is not owned, operated, or controlled by any company manufacturing or distributing products under this evaluation.

Zachary R. Priest, P.E. does not have, nor will acquire, a financial interest in any company manufacturing or distributing products under this evaluation.

Zachary R. Priest, P.E. does not have, nor will acquire, a financial interest in any other entity involved in the approval process of the product.

**END OF REPORT**