



Thompson Architectural Metals

(813) 248-3456
(800) 248-3456
Fax (813) 247-4616
www.gometalroofing.com

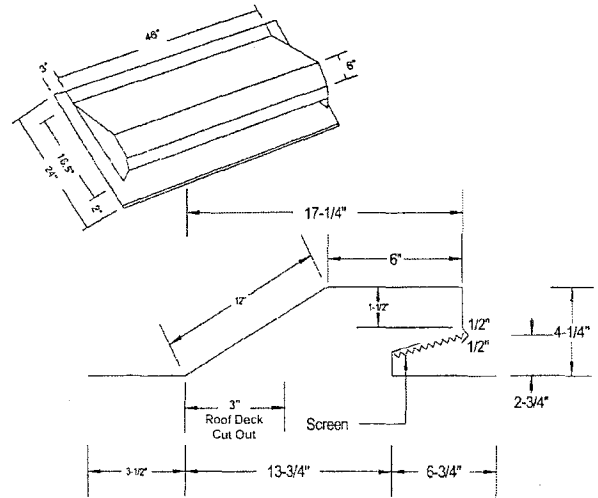
OFF RIDGE ROOF VENT INSTALLATION

PREPARATION

Minimum 4/12 pitch required.

Cut out the off ridge opening in the roof sheathing as shown in Figure A. Size the opening in accordance with the correct cutting data models and locate the opening 6" minimum off the peak of the roof as shown in Figure B. For single vent applications, install vent as close to the center of the roof length as possible. Install multiple vents in evenly spaced areas of the entire roof length.

Do not cut into trusses or rafters when cutting hole in the roof.



STANDARD OFF RIDGE VENT

SIZE	LENGTH "L"	Area Net Free SQ IN	HEIGHT "H"	Cut Out Size
4'	46.25	138	5.5"	46" x 3"
6'	70.25	210	5.5"	70" x 3"
8'	94.25	282	5.5"	94" x 3"
10'	118.25	354	5.5"	118" x 3"

TILE OFF RIDGE VENT


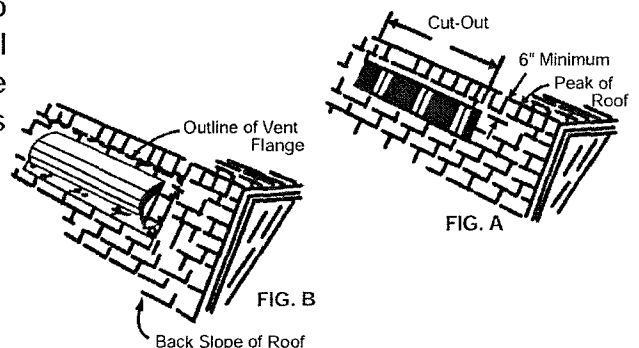
SIZE	LENGTH "L"	Area Net Free SQ IN	HEIGHT "H"	Cut Out Size
4'	46.25	138	8.5"	46" x 3"
6'	70.25	210	8.5"	70" x 3"
8'	94.25	282	8.5"	94" x 3"
10'	118.25	354	8.5"	118" x 3"

FITTING

Remove interfering shingle nails around the perimeter of the opening. Slide top and side flanges of the vent up and under shingles. Allow the bottom vent flanges to lay on top of shingles.

MOUNTING

Care should be taken in keeping the vent properly aligned. Nail in place using 1-1/4" coating roofing nails spaced approximately 6" - 12" on center and 1-1/2" from each end. Roofing cement should be applied to all shingle edges and nail heads to prevent water leakage. In severe weather coastal construction zones, caulking around entire perimeter, under vent flanges and near outer edges is recommended.

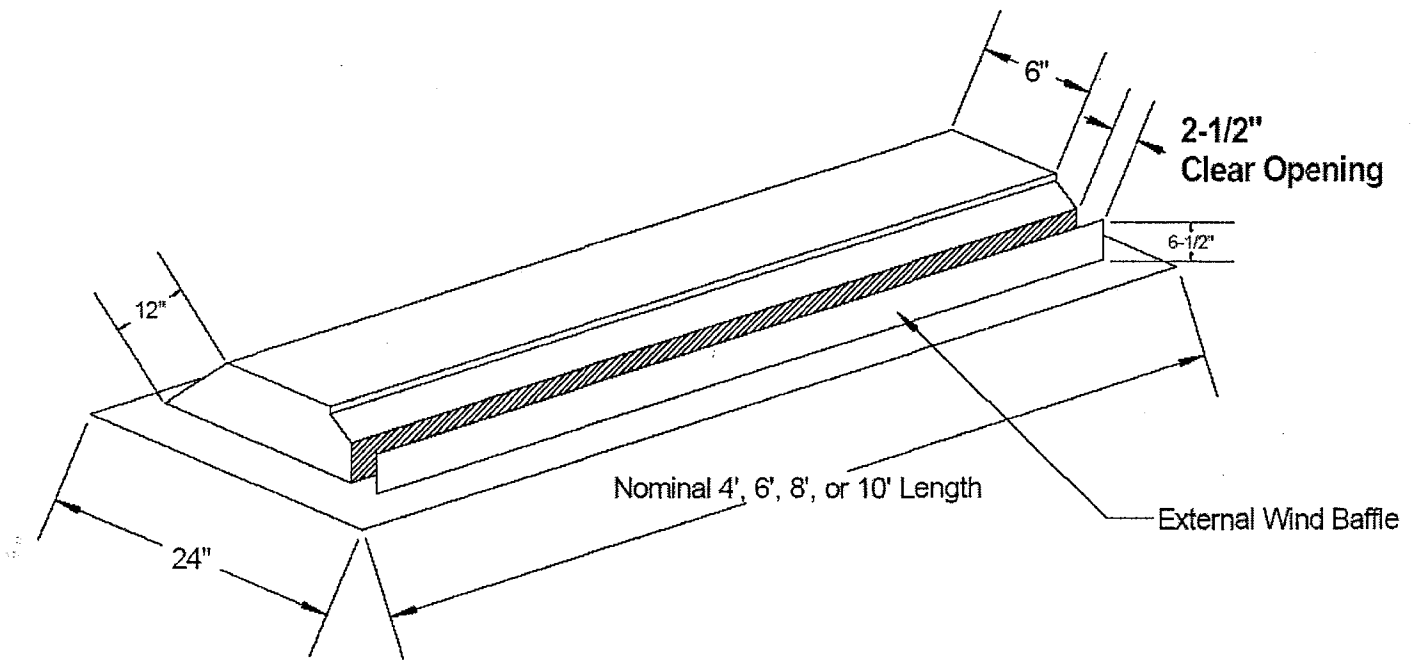


TAMCO: This product meets Florida Building Code Table 1507.5.3/1508.4.3
F.L.# 3628-1


THOMPSON ARCHITECTURAL METALS • 5015 E. Hillsborough Avenue • Tampa, FL 33610 • (813) 248-3456 • Fax (813) 247-4616

State of Florida
C.O.A.
#28778

Installation Method
Thompson Architectural Metals Company
"Standard Off Ridge Vent with Permanent Baffle"
Attached to Wood Deck



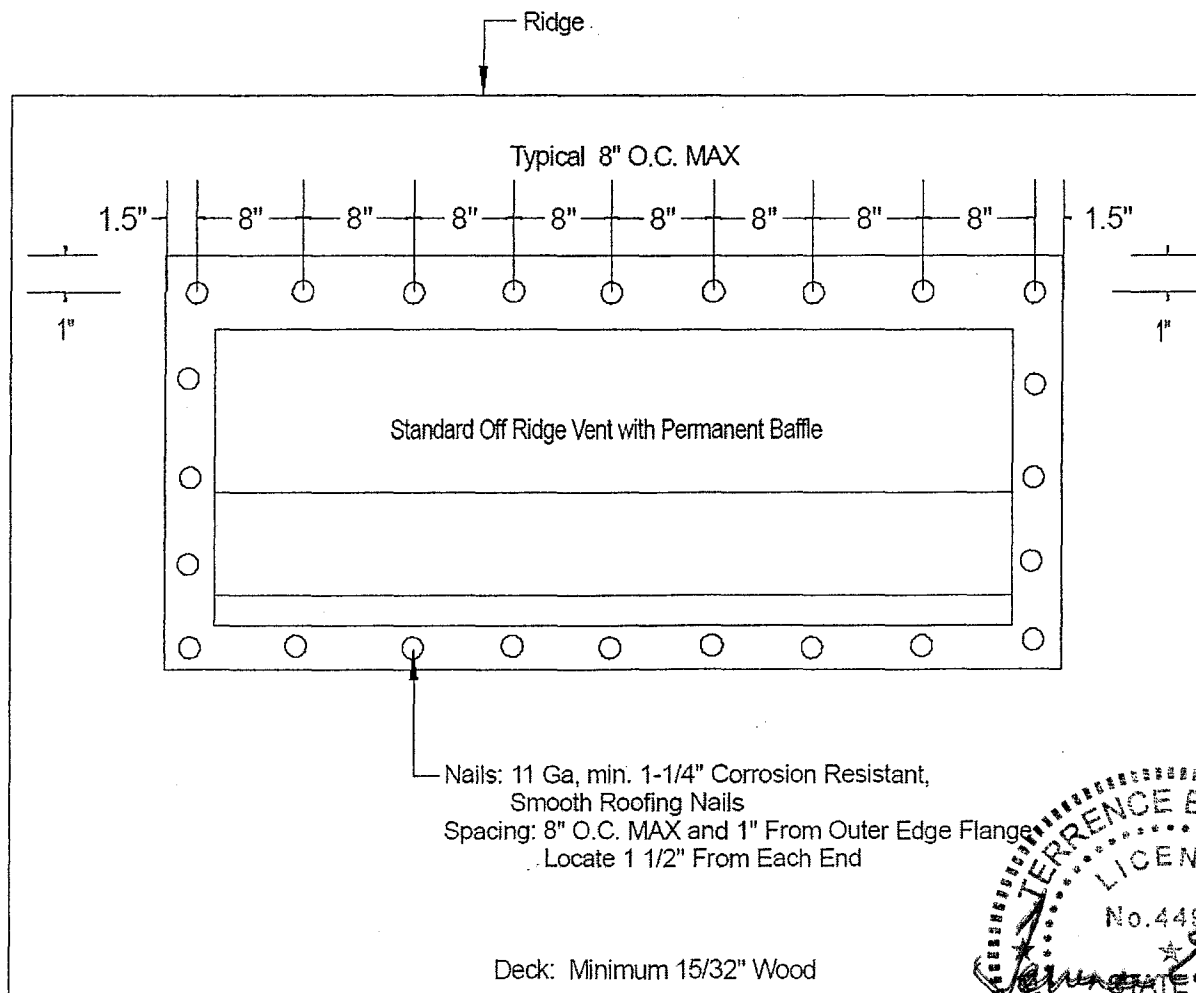
Standard Off Ridge Vent with Permanent Baffle



Installation Method (Continued)
Thompson Architectural Metals Company
“Standard Off Ridge Vent with Permanent Baffle”
Attached to Wood Deck

Standard Off Ridge Vent with Permanent Baffle

Size	Length	Height
4'	46.25	8.5"
6'	70.25	8.5"
8'	94.25	8.5"
10'	118.25	8.5"



Plan View